

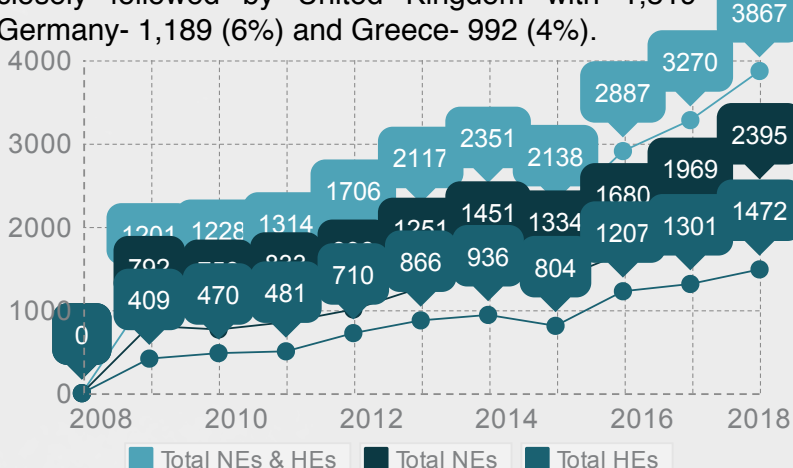
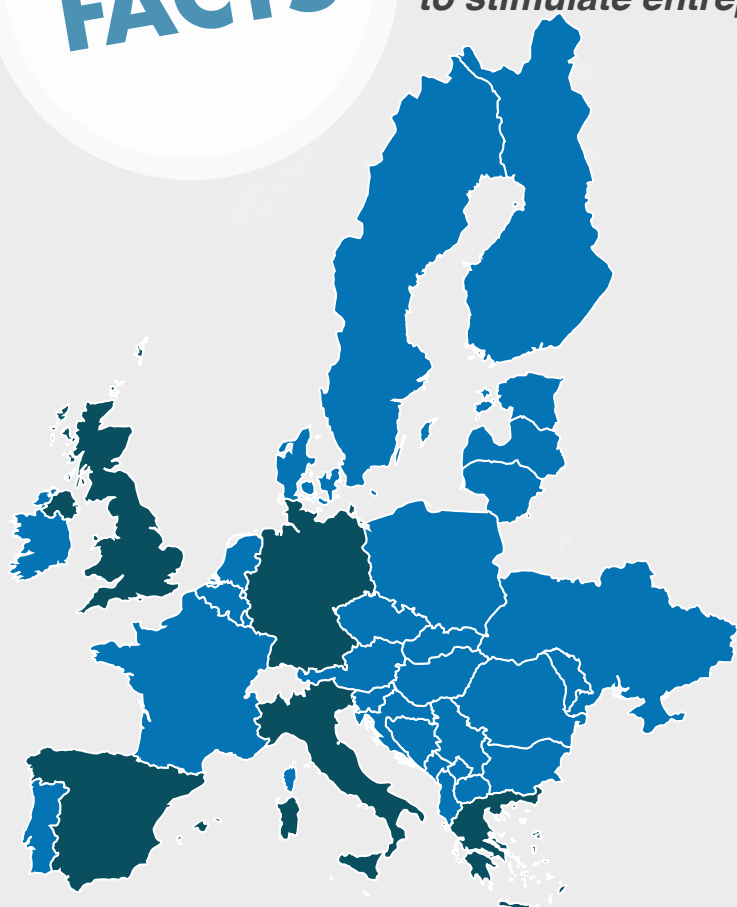


4 February 2019
FACTS

The exchange programme for entrepreneurs initiated by the EU to stimulate entrepreneurship and cross-border trade in Europe

22,239

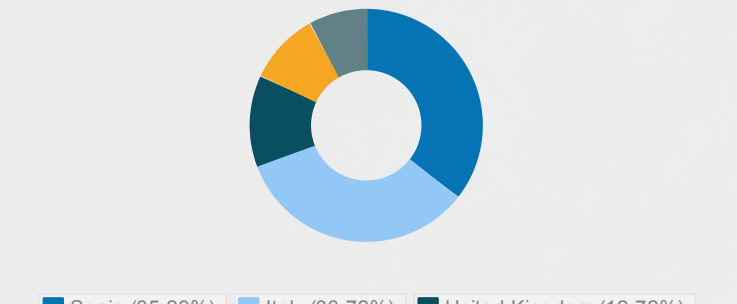
Since its launch in 2009, the mobility scheme has seen a steady increase in the number of applications, with 22,239 registrations received up to now. New entrepreneurs (NEs) represent 61% (13,546) of the profiles received, whereas host entrepreneurs (HEs) make 39% of the applications (8,693). Spain is the most represented country with 4,214 applications (19%) received. Italy supports the second highest number of applications received with 4,026 (18%), closely followed by United Kingdom with 1,519 Germany- 1,189 (6%) and Greece- 992 (4%).



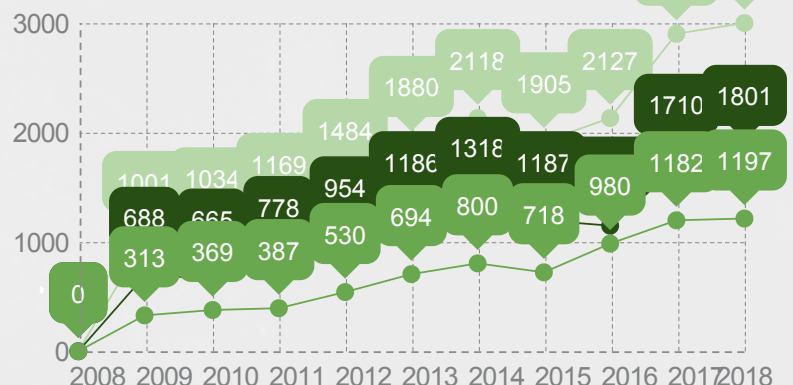
Evolution of registrations per year

19,047

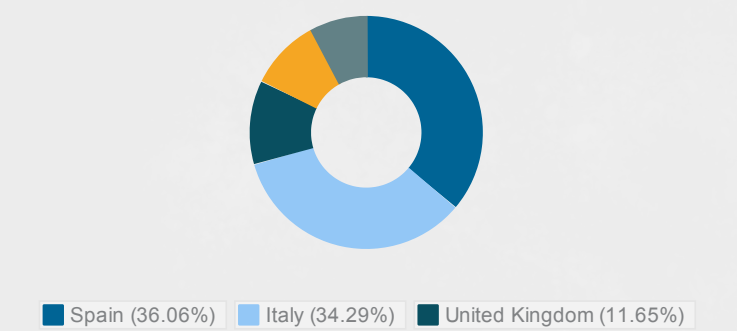
Around 19,047 candidates have successfully been accepted for the programme since 2009. This number represents 86% of the total amount of applications received. Accepted new entrepreneurs represent 63% (11,959) of the accepted profiles and host entrepreneurs represent 37% (7,088).



Top 5 countries of origin NEs

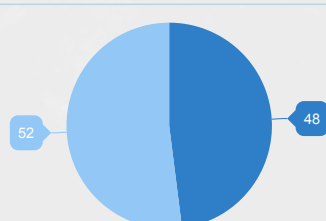


Evolution of accepted applications per year



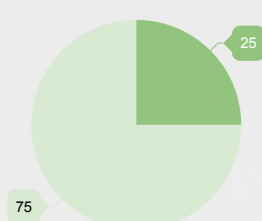
Top 5 countries of accepted NEs & HEs

New entrepreneurs



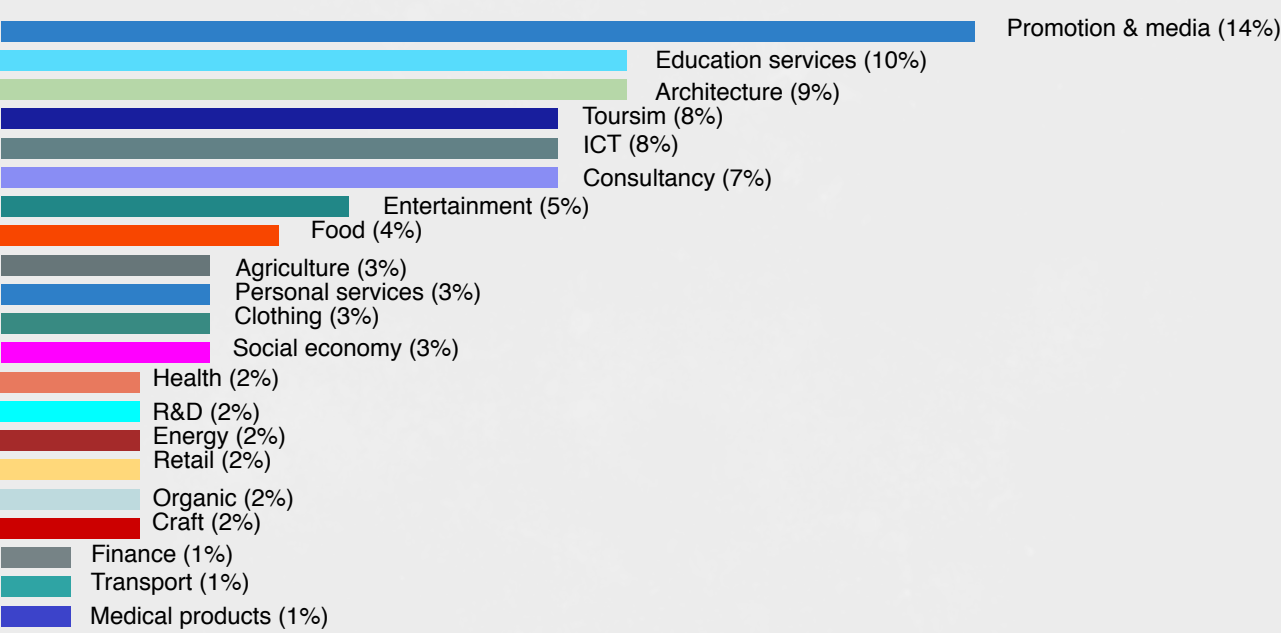
52% Male
48% Female

Host entrepreneurs

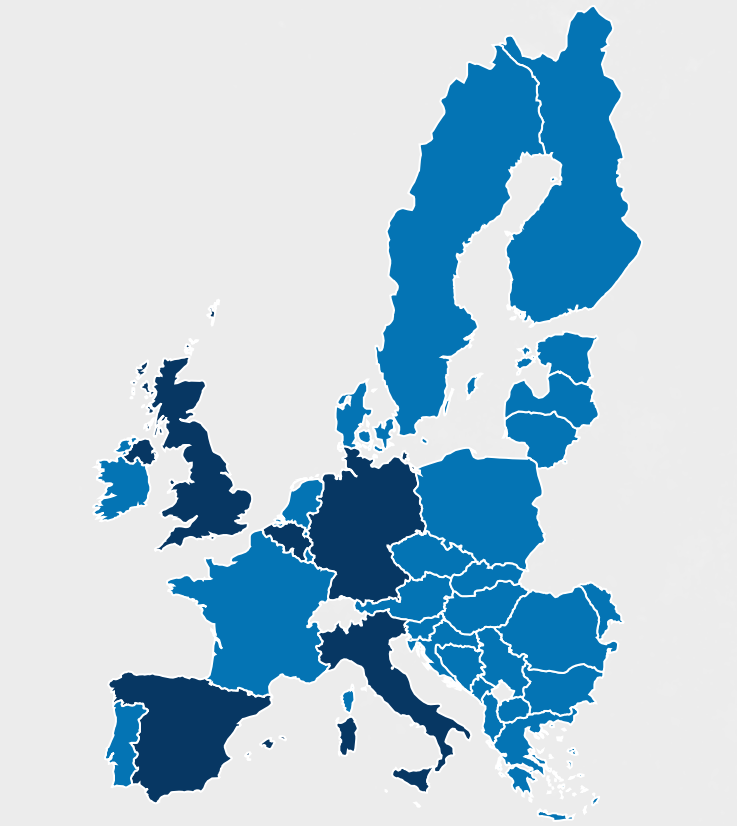


75% Male
25% Female

Sector of activity (NEs and HEs)



NEs sent abroad by country

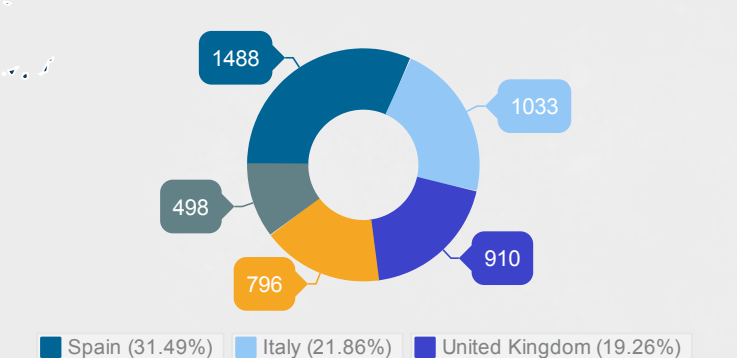


7,000

Since its launch in 2009, around 7,000 exchanges have been established and 302 are currently in preparation, involving 14,000 new and host entrepreneurs from across the EU Member States and the additional participating countries. Out of the 7,000 established matches, 186 are ready to start or ongoing, and 6,300 are completed.

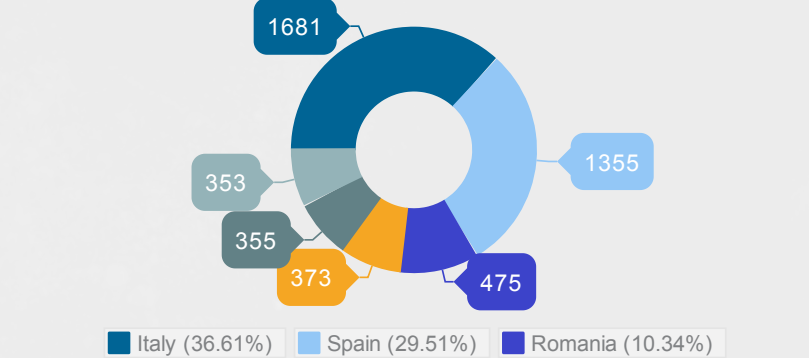


Evolution of mobilities per year



Top destination countries

The most popular destinations are Spain with 1,488 new entrepreneurs going abroad. Italy supports the second highest number of new entrepreneurs going abroad with 1,033, followed by the United Kingdom 910, Germany 796 and Belgium 496.



NEs sent abroad

Italy is the most represented country with 1,681 new entrepreneurs leaving for another country. Spain supports the second most represented with 1355 new entrepreneurs sent abroad, followed by Romania 475, Poland 373 and United Kingdom 355.